


# SPECIFICATION 产品规格书

REFOND P/N 产品型号

RF-E30A3-IRX-FS


R&D 研发

Mass Product 量产供货



## Contents 目錄

|  |    |
|--|----|
| 1. Description 产品介绍                                  |    |
| 1.1 General Description 产品描述                         |    |
| 1.2 Features 产品特征                                    |    |
| 1.3 Application 产品应用                                 |    |
| 1.4 Package Dimension 封装尺寸                           |    |
| 1.5 Product Parameters 产品参数                          |    |
| 1.6 Typical optical characteristics curves 典型光学特性曲线  |    |
| 2. Packaging 产品包装                                    |    |
| 2.1 Packaging Specification 包装规格                     |    |
| 2.1.1 Carrier Tape Dimension 载带尺寸                    | 10 |
| 2.1.2 Reel Dimension 卷盘尺寸                            | 10 |
| 2.1.3 Label Form Specification 标签规格                  | 11 |
| 2.3 Cardboard Box 包装纸箱                               |    |
| 2.4 Reliability Test Items And Conditions 信赖性测试项目及条件 |    |
| 2.5 Criteria For Judging Damage 失效判定标准               |    |
| 3. SMT Reflow Soldering Instructions SMT 回流焊说明       |    |
| 3.1 SMT Reflow Soldering Instructions SMT 回流焊说明      |    |
| 4. Handling Precautions 产品使用注意事项                     |    |
| 4.1 Handling Precautions 产品使用注意事项                    |    |



## 1. Description 产品介绍

### 1.1 General Description 产品描述



This product uses the EMC package, it has a high reliability. it also be widely application for security monitoring and senso.

Size(mm): 3.00mmX3.00mmX3.08mm.

本产品采用EMC封装结构，可靠性高。广泛应用于各种实时监控摄像头传感器的电子产品中。

产品尺寸：3.00mmX3.00mmX3.08mm.

### 1.2 Features 产品特征

Low forward voltage.

850nm. 峰值波长 850nm

Pb-free reflow soldering application. 无铅回流焊应用

Moisture sensitive level:Level3. 防潮等级：Level 3


RoHS compliant. 符合RoHS

### 1.3 Application 产品应用

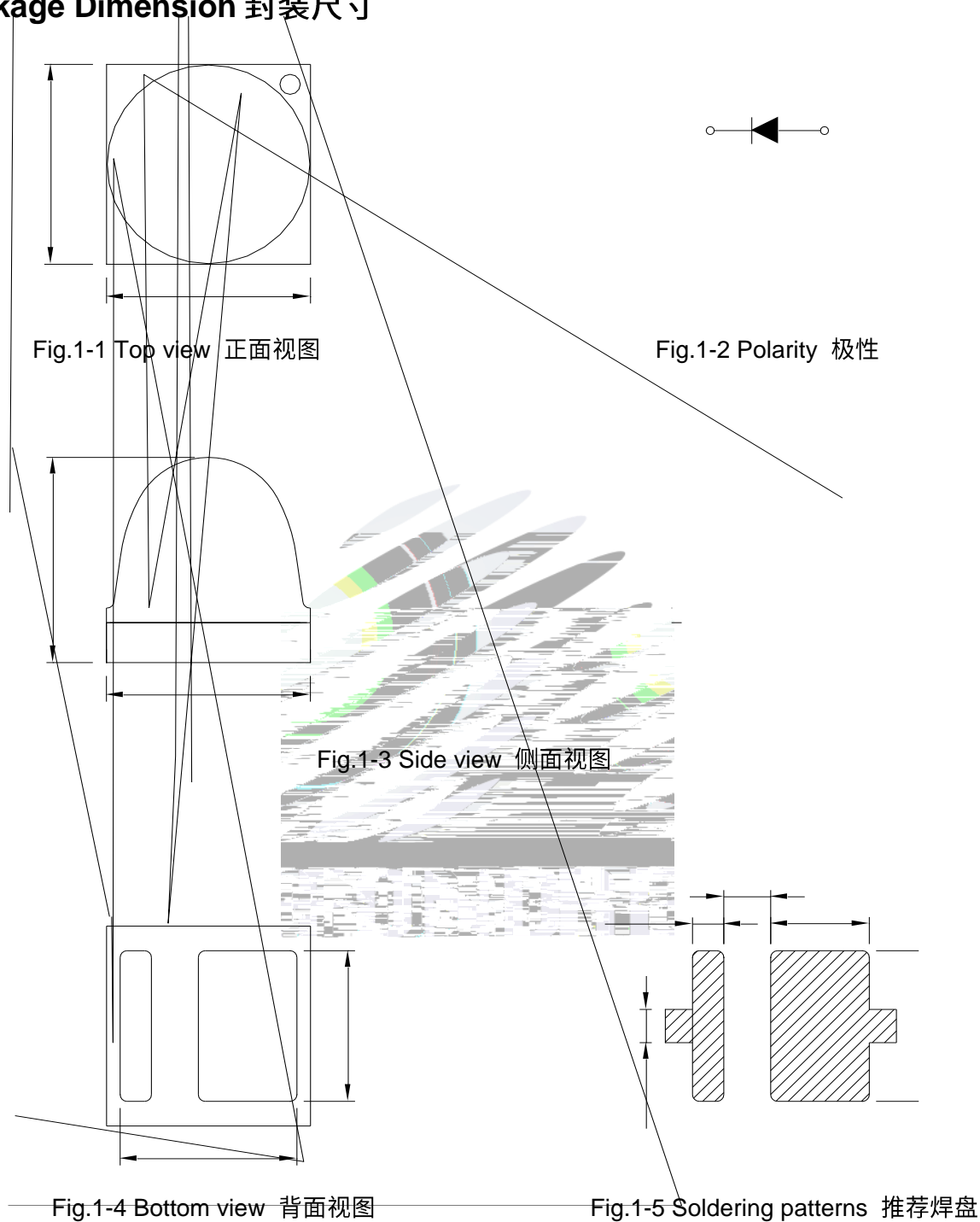
Surveillance systems. 监视系统

Infrared Illumination for cameras. 红外相机

Machine vision systems. 机器视觉系统




## 1.4 Package Dimension 封装尺寸



### Notes 备注:

1. All dimensions units are millimeters. 所有尺寸标注单位为毫米

2. All dimensions tolerances are  $\pm 0.2\text{mm}$  unless otherwise noted.



所有尺寸标注单位为毫米 公差为  $\pm 0.2$  毫米

## 1.5 Product Parameters 产品参数

Table 1-1 Electrical / Optical Characteristics at Ts=25°C 电性与光学特性

| Item<br>项目                | Symbol<br>符号 | Test Condition<br>测试条件 | Value         |              |               | Unit<br>单位 |
|---------------------------|--------------|------------------------|---------------|--------------|---------------|------------|
|                           |              |                        | Min.<br>(最小值) | Typ<br>(典型值) | Max.<br>(最大值) |            |
| Reverse Current<br>(漏电流)  | $I_R$        | $V_R=5V$               | ---           | ---          | 10            | $\mu A$    |
| Forward Voltage<br>(正向电压) | $V_F$        | $I_F=500mA$            | 1.4           | 1.6          | 1.8           | V          |
| Peak Wavelength<br>(峰波长)  | $\lambda_p$  | $I_F=500mA$            | 830           | 850          | ---           | nm         |

Spectrum Radiation  
Bandwidth 半波宽




Table 1-2 Absolute Maximum Ratings at Ts=25°C 绝对最大值

| Parameter (参数)                     | Symbol (符号)      | Rating (值) | Units (单位) |
|------------------------------------|------------------|------------|------------|
| Power Dissipation (功耗)             | P <sub>D</sub>   | 0.9        | W          |
| Forward Current (正向电流)             | I <sub>F</sub>   | 500        | mA         |
| Reverse Voltage (反向电压)             | V <sub>R</sub>   | 5          | V          |
| Electrostatic Discharge (HBM) (静电) | E <sub>SD</sub>  | 2000       | V          |
| Operating Temperature (操作温度)       | T <sub>OPR</sub> | -40 ~ +85  |            |
| Storage Temperature (储存温度)         | T <sub>OPR</sub> | -40 ~ +100 |            |
| Junction Temperature (结温)          | T <sub>J</sub>   | 105        |            |

Notes 备注:

1. 1/10 Duty cycle, 0.1ms pulse width. 脉宽0.1ms,占空比1/10.
2. The above forward voltage measurement allowance tolerance is ±0.1V. 以上所示电压测量误差 ±0.1V.
3. Tolerance of measurement of Total radiant flux/ Radiant Intensity: ±10%. 辐射功率/强度测量公差: ±10%.
4. Care is to be taken that power dissipation does not exceed the absolute maximum rating of the product. 使用功率不能超过规定的最大值。
5. All measurements were made under the standardized environment of Refond. 所有测试都是在标准测试平台。
6. When the LEDs are in operation the maximum current should be decided after measuring the package temperature, junction temperature should not exceed the maximum rate. LED 使用的最大电流需要根据散热条件确定, 结温不能超过最大值。
7. ESD yield is over 90% at 2000V ESD (HBM). ESD protection during products handling is needed. 90%的LED 通过人体模式ESD2000V 测试, 在操作时请注意静电防护。



## 1.6 Typical optical characteristics curves 典型光学特性曲线

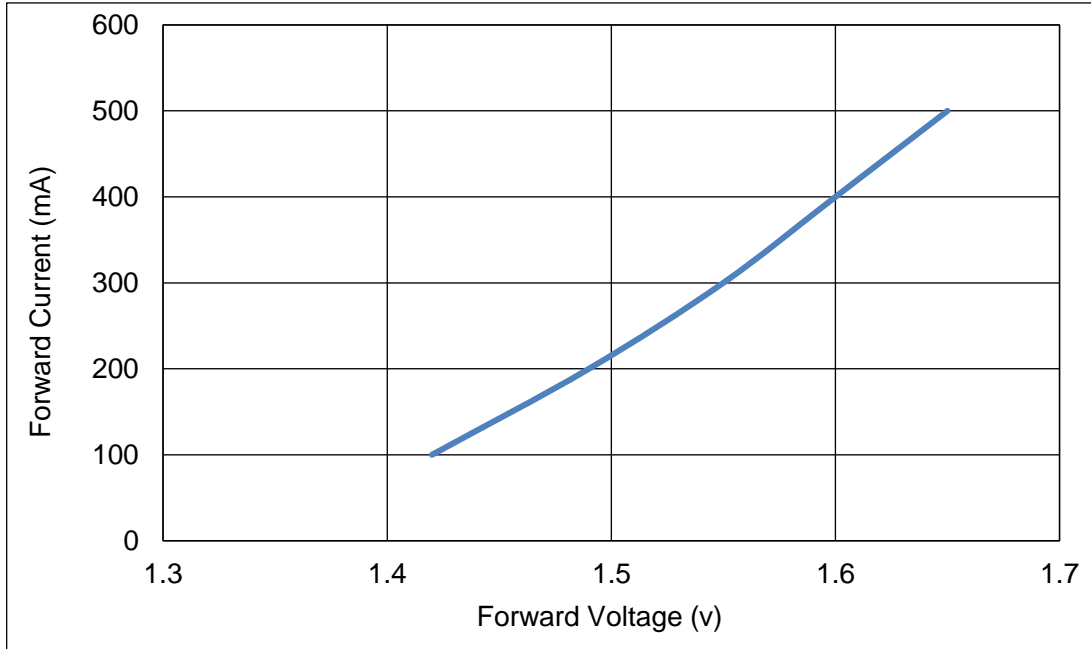


Fig 1-6 Forward Voltage Vs. Forward Current 伏安特性曲线

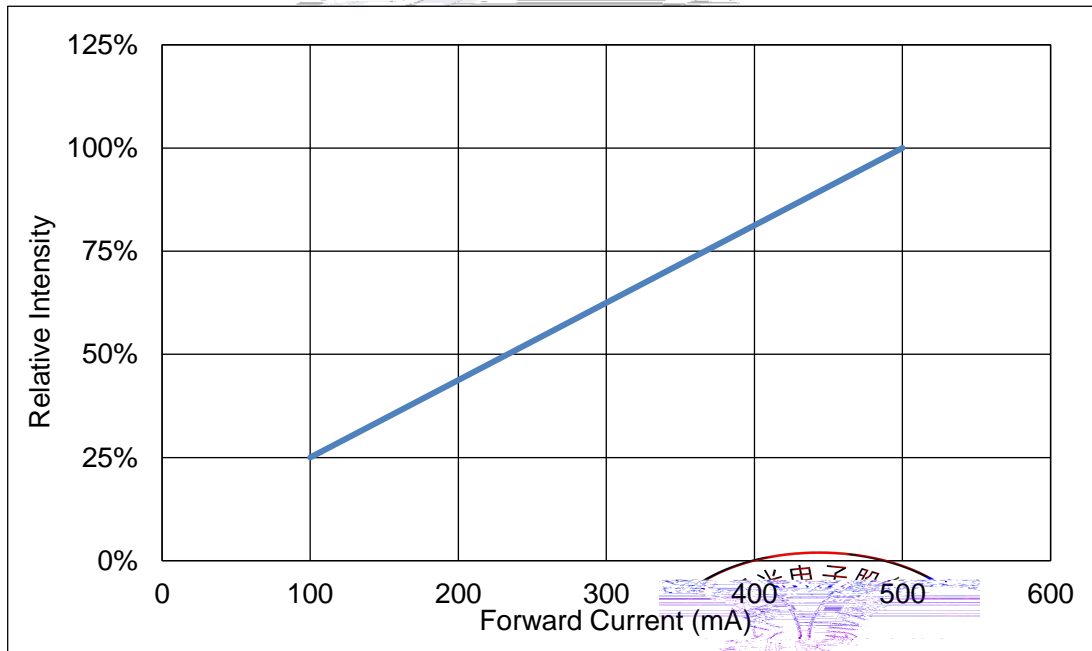


Fig 1-7 Forward Current Vs. Relative Intensity

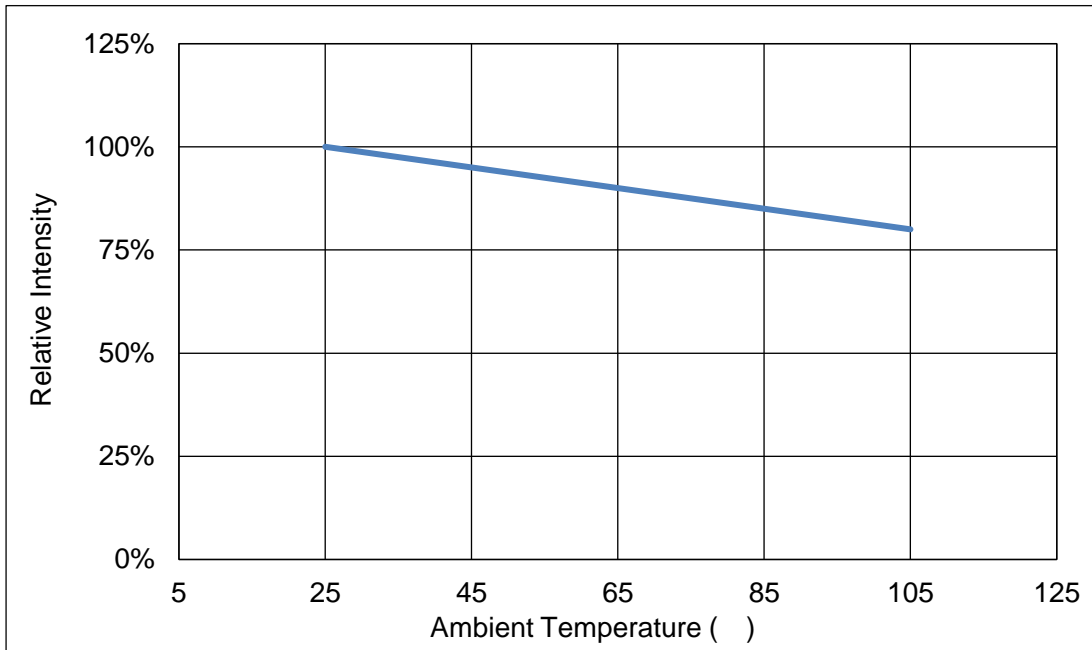


Fig 1-8 Ts Temperature Vs Relative Intensity 管脚温度与相对光强特性曲线

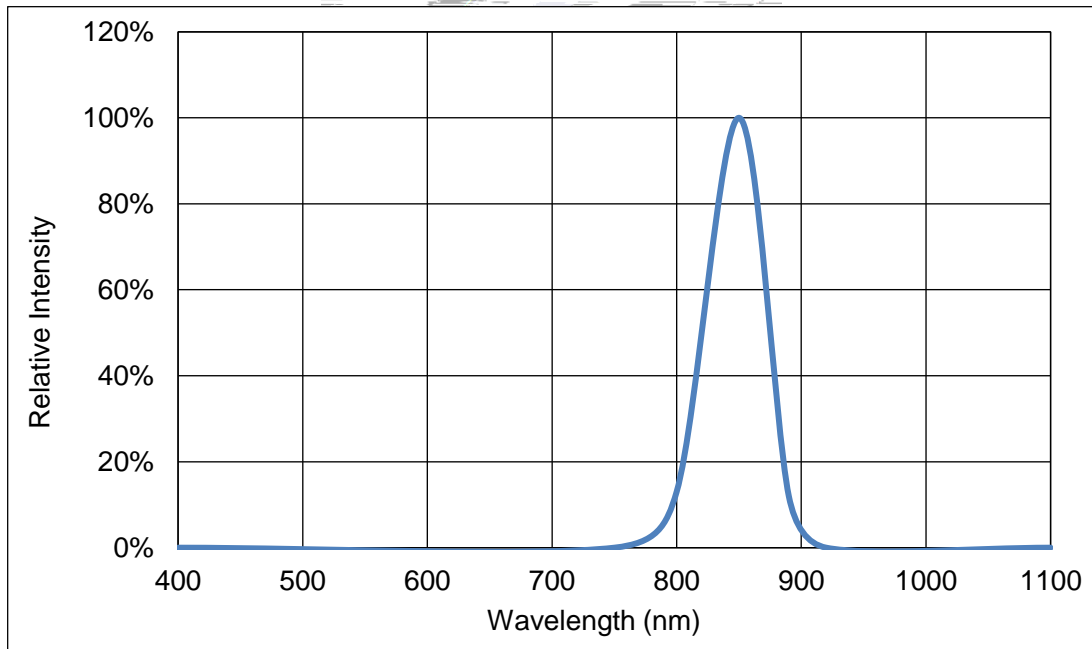

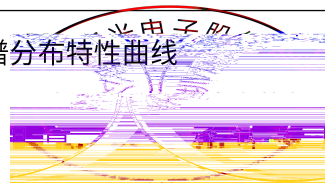


Fig 1-9 Spectrum Distribution 光谱分布特性曲线





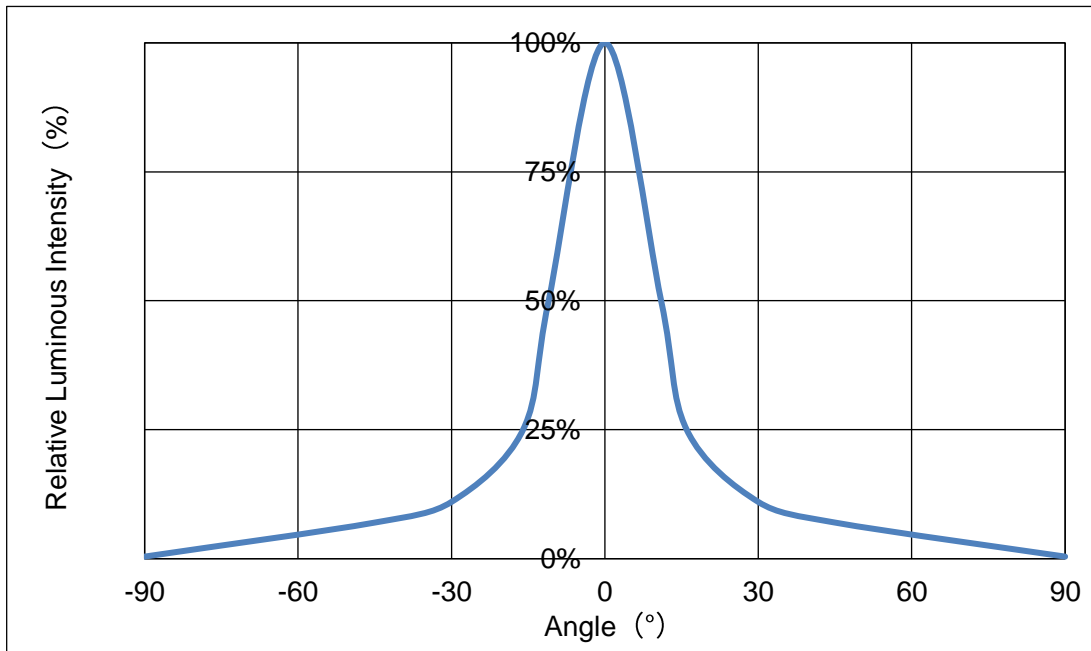


Fig 1-10 Radiation diagram 辐射特性曲线

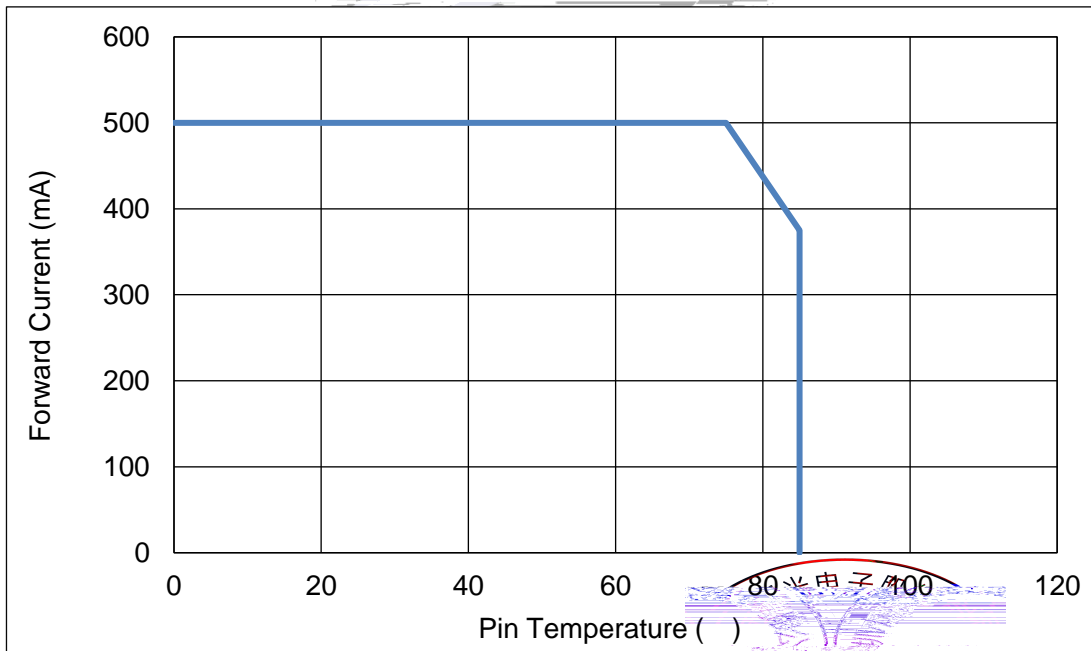



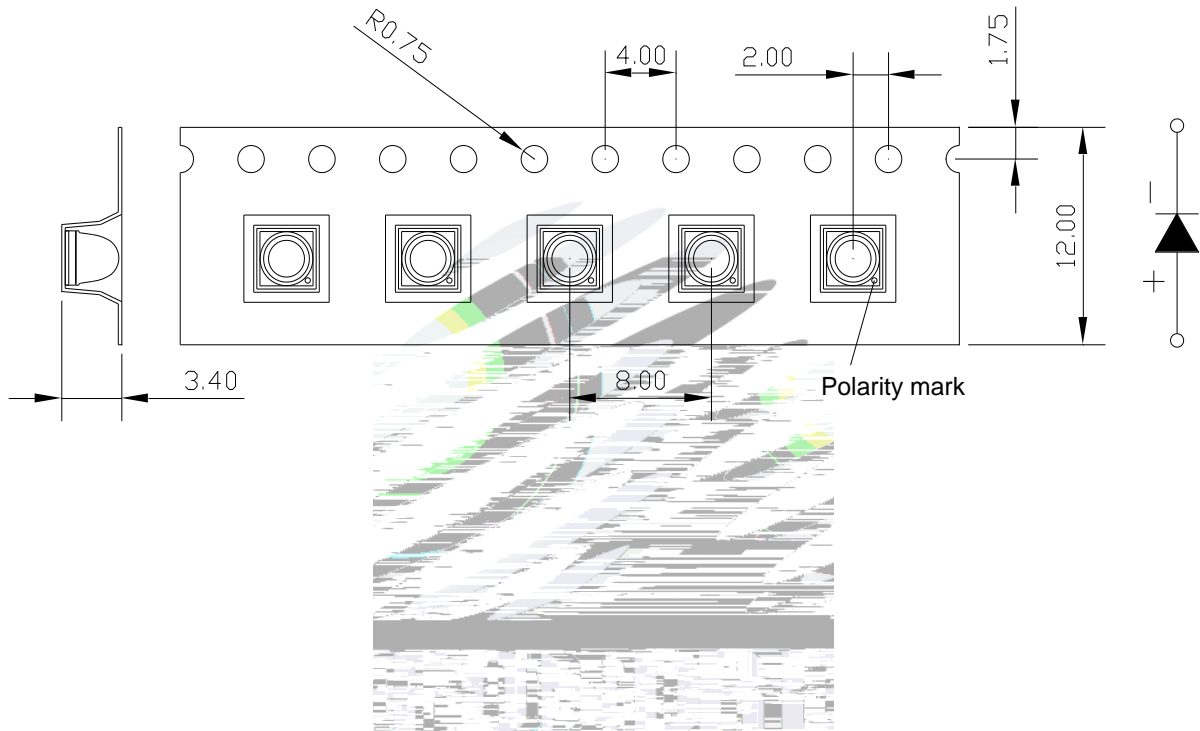
Fig 1-11 Ts Temperature Vs Forward Current 管脚温度与正向电流特性曲线

## 2. Packaging 产品包装

### 2.1 Packaging Specification 包装规格

Package: 2500pcs/reel. 包装每卷 2500pcs。

#### 2.1.1 Carrier Tape Dimension 载带尺寸






## 2.4 Reliability Test Items And Conditions 信赖性测试项目及条件

Table 2-3 Reliability Test Items And Conditions 信赖性测试项目及条件

| Test Items<br>项目                 | Ref.Standard<br>参考标准 | Test Condition<br>测试条件            | Time<br>时间 | Quantity<br>数量 | Ac/Re<br>接收/拒收 |
|----------------------------------|----------------------|-----------------------------------|------------|----------------|----------------|
| Reflow<br>回流焊                    | JESD22-B106          | Temp:260°Cmax<br>T=10 sec         | 3times.    | 10Pcs.         | 0/1            |
| Temperature Cycle<br>温度循环        | JESD22-A106          | 100°C 30 min.<br>-40°C 30 min.    | 100 cycles | 10Pcs.         | 0/1            |
| Thermal Shock<br>冷热冲击            | JESD22-A104          | -40°C 15min<br>10s<br>100°C 15min | 300 cycles | 10Pcs.         | 0/1            |
| High Temperature Storage<br>高温保存 | JESD22-A103          | Temp:100°C                        | 1000 hrs.  | 10Pcs.         | 0/1            |
| Low Temperature Storage<br>低温保存  | JESD22-A119          | Temp:-40°C                        | 1000 hrs.  | 10Pcs.         | 0/1            |
| Life Test<br>常温通电                | JESD22-A108          | Ta=25°C<br>If=500mA               | 1000 hrs.  | 10Pcs.         | 0/1            |




## 2.5 Criteria For Judging Damage 失效判定标准

Table Criteria For Judging Damage 失效判定标准

| Test Items<br>项目           | Symbol<br>符号 | Test Condition<br>测试条件 | Criteria For Judgement<br>判定标准 |             |
|----------------------------|--------------|------------------------|--------------------------------|-------------|
|                            |              |                        | Min. 最小                        | Max. 最大     |
| Forward Voltage<br>正向电压    | $V_F$        | $I_F=500mA$            | -                              | U.S.L*)x1.1 |
| Reverse Current<br>反向电流    | $I_R$        | $V_R = 5V$             | -                              | U.S.L*)x2.0 |
| Total radiant flux<br>辐射功率 | e            | $I_F=500mA$            | L.S.L*)x0.7                    | -           |

### Notes 备注:

- 1.U.S.L: Upper standard level 规格上限 L.S.L: Lower standard level 规格下限
2. The above reliability tests is based on the verification of a single/strip LED of Refond's existing experimental platform, the reliability experiment was taken under good heat dissipation conditions. when customers applies the LED to the series and parallel circuit, should take consideration of all the factors such as the current, voltage distribution, heat dissipation and others. 以上可靠性测试是基于瑞丰现有实验平台单颗/条 LED 在良好散热条件验证下的结果。客户端将 LED 应用于串、并联线路时，需自行评估电流、电压分配、散热等问题。
- 3.The technical information shown in the data sheets are limited to the typical characteristics and circuit examples of the referenced products. It does not constitute the warranting of industrial property nor the granting of any license. 以上技术数据仅为产品的典型值，只作为参考，不作为任何应用条件及应用方式的保证。



### 3. SMT Reflow Soldering Instructions SMT 回流焊说明

#### 3.1 SMT Reflow Soldering Instructions SMT 回流焊说明

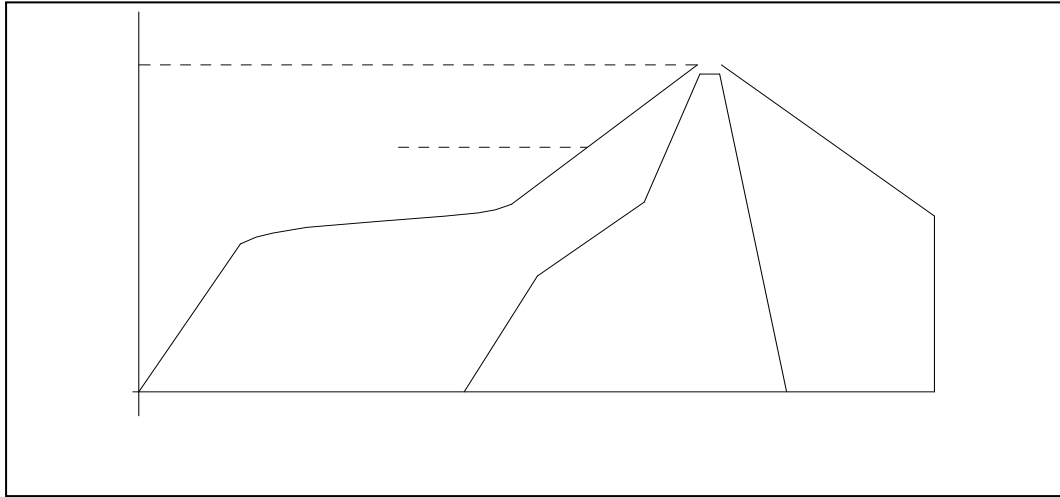


Fig.3-1 SMT Reflow Soldering Instructions SMT 回流焊说明

Table 3-1 Parameter 参数

|  |                      |
|--|----------------------|
| Average temperature rise speed平均升温速度 (T <sub>max</sub> 至 T <sub>P</sub> )                                | 最高3 °C/秒 Max 3 °C/ s |
| Preheating: minimum temperature预热: 最低温度 (T <sub>min</sub> )  | 150 °C               |
| Preheating: Max temperature预热: 最高温度 (T <sub>max</sub> )  | 200 °C               |
| Preheating: Time预热: 时间 (T <sub>min</sub> 至 T <sub>max</sub> )  | 60 - 120秒 60s-120s   |
| Time limited to maintain high temperature: the temperature限时维持高温: 温度(T <sub>L</sub> )                    | 217 °C               |
| Time limited to maintain high temperature: The Time 限时维持高温: 时间 (t <sub>L</sub> )                         | 最多60秒 Max 60s        |
| Peak /Classification of temperature:峰值 / 分类温度 (T <sub>P</sub> )  | 260 °C               |
| Time limit classification of peak temperature time限时峰值分类温度: 时间 (t <sub>p</sub> )                         | 最多10秒 Max 10s        |
| Hold time within 5 °C with the actual peak temperature (TP) 与实际峰值温度 (T <sub>P</sub> )<br>相差 5 °C 以内的保持时间 | 最多30秒 Max 30s        |
| Cooling speed 降温速度   | 最高6 °C/秒 Max 6 °C/ s |
| Needed time from 25 °C to T <sub>p</sub> 25 °C 升至峰值温度所需时间  | 最多8分钟 Max 8 minutes  |

Notes 备注:

(1) Reflow soldering should not be done more than two times. In the case of more than 24 hours passed soldering after first, LEDs will be damaged. 回流焊次数不可以超过两次，两次回流焊的时间间隔如果超过24小时，LED可能由于吸湿而损坏。

(2) When soldering , do not put stress on the LEDs during heating.当焊接时，不要在材料受热时用力压胶体表面。

3.1.1 Soldering Iron 烙铁焊接

(1) When hand soldering, keep the temperature of iron below less 300°C less than 3 seconds 当手工焊接时，烙铁的温度必须小于300°C，时间不可超过3秒。

(2) The hand solder should be done only one time.手工焊接只可焊接一次。

3.1.2 Repairing 维修

Repair should not be done after the LEDs have been soldered. When repairing is unavoidable, a double-head soldering iron should be used (as below figure). It should be confirmed in advance whether the characteristics of LEDs will or will not be damaged by repairing.

LED焊接后如需维修，维修时必须使用双头烙铁，而且事先确认维修是否会损坏LED本身的特性。

3.1.3 Cautions 注意事项

(1) The encapsulated material of the LEDs is silicone. Therefore the LEDs have a soft surface on the top of package. The pressure to the top surface will be influence to the reliability of the LEDs. Precautions should be taken to avoid the strong pressure on the encapsulated part. So when use the picking up nozzle, the pressure on the silicone resin should be proper. LED封装胶为硅胶，表面较软，用力按压胶体表面会影响LED可靠性，因此应有预防措施避免在按压器件，当使用吸嘴时，胶体表面的压力应是恰当的。

(2) Components should not be mounted on warped (non coplanar) portion of PCB. After soldering, do not warp the circuit board.LED 灯珠不要焊接在弯曲的 PCB 板上，焊接之后，也不要弯折线路板。

(3) Do not apply mechanical force or excess vibration during the cooling process to normal temperature after soldering. Do not rapidly cool device after soldering. 回流焊之后冷却过程中，不要对材料施加外力，也不要震动，回流焊后，不要采用激剧冷却的方式。



## 4. Handling Precautions 产品使用注意事项

### 4.1 Handling Precautions 产品使用注意事项

(1) LED operating environment and sulfur element composition cannot be over 100PPM in the LED mating usage material. This is provided for informational purposes only and is not a warranty or endorsement. LED 工作环境及与 LED 适配的材料中硫元素含量不能超过 100PPM. 这只是一个建议，不作任何品质担保。

(2) In order to prevent external material from getting into the inside of LED, which may cause the malfunction of LED, the single content of Bromine element is required to be less than 900PPM, the single content of Chlorine element is required to be less than 900PPM, the total content of Bromine element and Chlorine element in the external materials of the application products is required to be less than 1500PPM. This is provided for informational purposes only and is not a warranty or endorsement. 为了防止外界物质进入 LED 内部以造成 LED 的损伤，所处环境及所用套件等等，单一的溴元素含量要求小于 900PPM，单一氯元素含量要求小于 900PPM





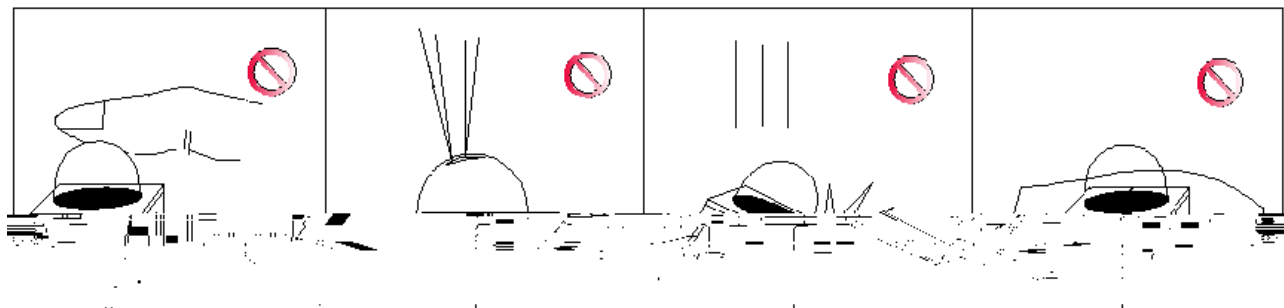


Fig 4-1

(5) In designing a circuit, the current through each LED can not be exceed the absolute maximum rating specified for each LED. In the meanwhile, resistors for protection should be applied, otherwise slight voltage shift will cause big current change, burn out may happen. The driving circuit must be designed to allow forward voltage only when it is ON or OFF. If the reverse voltage is applied to LED, migration can be generated resulting in LED damage. 设计电路时，通过 LED 的电流不能超过规定的最大值，同时，还需使用保护电阻，否则，微小电压的变化，不要施加反压，否则会损坏 LED。

(6) Thermal Design is paramount importance because heat generation may result in the Characteristics decline, such as brightness decreased, Color change and so on. Please consider the heat generation of the LEDs when making the system design. LED 容易因为自身的发热和环境的温度改变而改变，温度升高会降低 LED 发光效率，影响的使用寿命。所以在设计 LED 应用方案时，应充分考虑散热问题。

(7) Compared to standard encapsulants, silicone is generally softer, and the surface is more likely to attract dust, requiring special care during processing. In cases where a minimal level of dirt and dust particles cannot be guaranteed, a suitable cleaning solution must be applied to the surface after the soldering of components. Refond suggests using isopropyl alcohol for cleaning. In case other solvents are used, it must be assured that these solvents do not dissolve the package or resin. Ultrasonic cleaning is not recommended. Ultrasonic cleaning may cause damage to the LED. 与其他封装胶相比，硅胶通常较软，表面易吸附脏物，应用时应特别注意。当对产品洁净度要求较高时，回流焊以后需要采用恰当清洗方式。我们推荐用异丙醇作清洗剂，如需要用到其他清洗剂，必须保证不会破坏封装体。超声清洗可能会对 LED 带来损害，不推荐这种清洗方式。




Table 4-1 Storage 儲存


| Conditions<br>种类 |                                    | Temperature | Humidity<br>湿度 | Time<br>时间              |
|------------------|------------------------------------|-------------|----------------|-------------------------|
| Storage          | Before Opening Aluminum Bag<br>拆包前 | 30°C        | 75%            | Within 1 Year From Date |
|                  | After Opening Aluminum Bag<br>拆包后  | 30°C        | 60%            | 168hours<br>168小时       |
| Baking<br>烘烤     |                                    | 60±5°C      | -              | ≥24hours<br>大于24小时      |

(8) If the moisture absorbent material (silica gel) has faded away or the LEDs have exceeded the storage time, baking treatment should be performed after unpacking and based on the following condition (60±5) °C for above 24 hours. 如果干燥剂或包装失效，或者产品不符合以上有效储存条件，需拆包后进行烘烤，烘烤条件：60±5°C，大于24小时。

If the package is flatulence or damaged, please notify the sales staff to assist. 如果包装胀气或者破损，请通知销售人员协助处理。

(9) Similar to most Solid state devices; LEDs are sensitive to Electro-Static Discharge (ESD) and Electrical Over Stress (EOS). 像其他的半导体电子器件一样，LED对静电过流击穿非常敏感，需要做好防护。

(10) Other points for attention, please refer to our relevant information.







Declare 申明

This specification is written both in English and in Chinese and the latter is formal.

产品规格书以中英文方式书写，**中文版为准**，若有冲突以**中文版**为准。

